



# Revo Tile™

REAL BEAUTY. REAL PORCELAIN. REAL FAST.

BY  daltile®

# Revo=Tile™

REAL BEAUTY. REAL PORCELAIN. REAL FAST.

BY  daltile

## REVOLUTIONARY

NEW PORCELAIN TILE INSTALLS

# OVER 2X FASTER\*

WITH **CLIC=FIT™** Technology

## INSTALL IN 3 EASY STEPS...

### 1 PLACE

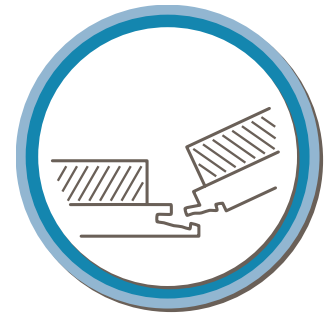
PLACE UNDERLAYMENT  
**NO MORTAR** REQUIRED

### 2 CLICK

**CLICK TILES** TOGETHER

### 3 GROUT

**GROUT IMMEDIATELY,**  
NO WAIT TIME



FEATURING

**CLIC=FIT™**  
Technology

## LOVE

 BEAUTY OF **REAL** PORCELAIN TILE  
UNMATCHED **DURABILITY**

**MAXIMUM DURABILITY**  
FROM THE ORIGINAL **WATERPROOF** FLOOR

- NO MORTAR, **NO MESS**
- JUST **CLICK** TILE TOGETHER
- INSTALL & GROUT THE **SAME DAY** – NO RETURN TRIP
- **EASY TO REMOVE** FOR REPAIR
- **CONSISTENT ALIGNMENT & NO LIPPAGE**
- **INSTALLS OVER** MANY EXISTING FLOORING SURFACES
- SIMPLE TEAR-OUT TO **UPDATE**
- PERFECT FOR SECOND STORY FLOORS – **REDUCED SOUND TRANSMISSION**
- **NO ACCLIMATION** REQUIRED\*



SLIP RESISTANT



WATERPROOF



STAINPROOF



DENTPROOF



SCRATCH-RESISTANT



FIRE-RESISTANT



SIMPLICLEAN™

Visit the Why Tile page at [www.daltile.com](http://www.daltile.com) for a complete list of qualifications and exclusions.

\*When compared to installing 300 sq ft., 6 x 24 porcelain tile with a three-man crew using typical trade installation practices and tools, and a 3 hour rapid dry mortar cure.  
\*Does not require acclimation if stored and installed in non-freezing temperatures. See installation instructions for full details.

## WOOD LOOK

6 x 36 CLICK FLOOR TILE



TOASTED PECAN  
RV76



MAPLEWOOD  
RV77



WHITEWASH  
RV78



FRENCH PRESS  
RV80



DRIFTWOOD  
RV81



PROVENCE  
BROWN RV82



DARK WALNUT  
RV83



HARBOR GREY  
RV84

6 x 24 CLICK FLOOR TILE



PERSPECTIVE  
GREY RV70




GOLDENHURST  
RV71



SPICED WALNUT  
RV72



MISSION ELM  
RV73



TOASTED  
BROWN RV74



ANTIQUITY  
WHITE RV75

## STONE LOOK

12 x 24 CLICK FLOOR TILE



TOWER WHITE  
RV60



GRAPHITE  
RV61




HEARTHSTONE  
RV62



SAND DOLLAR  
RV63



BRUSHED GREY  
RV64



SHAKER BEIGE  
RV65



LENOX GREY  
RV66

## REAL TILE. REALLY EASY TO INSTALL.

Take out the guess work with these approved accessories!

**1 RAPIDPREP™ UNDERLAYMENT+**  
THE PERFECT SUPPORT FOR YOUR FLOOR.

**2 CLIC-FIT™ INSTALL KIT**  
ALL THE TOOLS YOU NEED TO CLICK YOUR TILE TOGETHER.

**3 RAPIDGROUT™ +**  
A FLEXIBLE, SINGLE-COMPONENT GROUT DESIGNED FOR TILE WITH CLICFIT TECHNOLOGY.

\* REQUIRED FOR INSTALLATION TO COMPLY WITH WARRANTY.


### RAPIDGROUT\* SELECTIONS:



ULTRA  
WHITE D152



DOVETAIL  
D196



METROPOLITAN  
D195



COASTAL  
GRAY D160



HIGHLAND  
PEARL D145



WHISPER  
BEIGE D189



SAND  
DUNE D197



BRIARWOOD  
D199




PEWTER  
BROWN D283




GREY  
MIST D198

## MARBLE LOOK


12 x 24 CLICK FLOOR TILE




CARRARA WHITE  
RV50



EXQUISITE GREY  
RV51




ENCHANTING  
MARBLE RV52



CALACATTA  
MARVEL RV53




## CONCRETE LOOK

12 x 24 CLICK FLOOR TILE



POWER GREY  
RV90

## SIZES

			Grout Joint	Thickness	Sq. Ft./ Carton	Pieces/ Carton
	6 x 36 Floor Tile▼	(5-7/8" x 35-3/8") (15.00 cm x 89.80 cm)	1/8"	1/2"	10.15	7
	6 x 24 Floor Tile▼	(6-3/16" x 23-7/8") (15.66 cm x 60.60 cm)	3/16"	7/16"	10.20	10
	12 x 24 Floor Tile*	(11-3/4" x 23-1/2") (29.86 cm x 59.74 cm)	1/8"	1/2"	9.60	5

▼ Wood Look | + Marble, Stone & Concrete Look

## APPLICATIONS

	Target DCOF wet	Suitable
Dry & Level – Interior Floor	N/A	✓
Wet & Level – Interior Floor	≥ 0.42	✓
Shower Floors (Residential or Light Commercial)	≥ 0.42	
Exterior Floor Applications (including pool decking & other wet areas with minimal footwear)	≥ 0.60	
Ramps & Inclines	≥ 0.65	
Walls/Backsplashes	N/A	
Countertops	N/A	
Pool Linings	N/A	

A DCOF value of ≥0.42 is the standard for tiles specified for level interior spaces expected to be walked upon when wet, as stated in ANSI A1371-A326.3. For more information about DCOF and the DCOF AcuTest™, visit [daltille.com/DCOF](http://daltille.com/DCOF).

## PERFORMANCE CHARACTERISTICS

	ASTM#	Result
Water Absorption	C373	< 0.5%
Breaking Strength	C648	> 475 lbs
Scratch Hardness	MOHS	8.0
Chemical Resistance	C650	Resistant

RevoTile features greater breaking strength and impact resistance than conventional porcelain tile.

For additional information on test results, visit us at: [daltille.com/information/TestResults](http://daltille.com/information/TestResults).

## DURABILITY

### Floor Surface Wear Resistance

1 Residential Bathrooms	③ All Residential / Light Commercial
2 All Residential Areas	4 All Residential / Commercial

## ACCESSORIES

For best results and warranty compliance, use of approved underlayment and grout are required. Available wherever RevoTile is sold. See installation instructions for more information.



For warranty details, visit [daltille.com](http://daltille.com).





\* Tile component only

## INSTALLATION – 6 x 24 WOOD LOOK

Pattern Recommendation*	Shade Variation
Floor 6 x 24: 33% Offset / 50% Offset 	 High (V3)



\* Straight grid installation is not approved for RevoTile.

## INSTALLATION – 6 x 36 WOOD LOOK

Pattern Recommendation*	Shade Variation
Floor 6 x 36: 33% Offset 	 High (V3) (RV80, RV81, RV82, RV83 & RV84)   Random (V4) (RV76, RV77 & RV78)

\* Straight grid installation is not approved for RevoTile.

## INSTALLATION – 12 x 24 MARBLE, STONE & CONCRETE LOOK

Pattern Recommendation*	Shade Variation
Floor 12 x 24: 33% Offset / 50% Offset 	 High (V3)

\* Straight grid installation is not approved for RevoTile.

## NOTES

Since there are variations in all fired ceramic and natural products, tile and trim supplied for your particular installation may not match samples. Final confirmation should be made from actual tiles and trim prior to installation. Manufactured in accordance with ANSI A1371 standards.

Not for use on ramps. Water, oil, grease, improper drainage and certain footwear can create slippery conditions. Floor applications expected to be exposed to these conditions require extra caution in product selection.

For additional information refer to "Factors to Consider" at: [daltille.com/Factors](http://daltille.com/Factors).

Special consideration needs to be given when installing tiles greater than 15 inches. Please refer to [daltille.com/LargeTiles](http://daltille.com/LargeTiles) for more information.

For more information, visit [daltille.com](http://daltille.com).



All or select items within this series meet the requirements for these qualifications. For more information, visit [daltille.com](http://daltille.com).

\* Tile component only

\*\* 12 x 24 size only



Need help with installation?

For quick tips from our Expert Installation Team  
Call 1-855-527-CLIC (2542)

or

Visit us online at [www.Daltille.com/RevoTile](http://www.Daltille.com/RevoTile)

7834 C.F. Hawn Freeway  
Dallas, Texas 75217 | 1.800.933.TILE

To view the complete collection of Daltille® products and information, visit our website at [daltille.com](http://daltille.com).



IMAGINE WHAT'S POSSIBLE™

©2020 Daltille (9/20)